




US AGM L16

DATA SHEET

Sealed Low Maintenance 6 -Volt



Application: Wherever Sealed Low Maintenance & Leak Proof 6-volt batteries are needed.

Dimensions: 11.61" (295mm)L
7.09" (180mm)W
16.85" (428mm)H

Type: Sealed Non-Spillable Lead Acid (AGM)

Case material: Polypropylene / Heat Sealed

US AGM L16 SPECIFICATIONS

BCI Group Size	Model	1-hr Rate	2-hr Rate	5-hr Rate	6-hr Rate	10-hr Rate	20-hr Rate	48-hr Rate	72-hr Rate	100-hr Rate	Voltage	Standard Terminal Type	AMP HOURS (20 HR. RATE)	MINUTES @ 75 AMPS	MINUTES @ 56 AMPS	MINUTES @ 25 AMPS	Length	Width	Height	wet Weight Lbs (kg)
L16	US AGM L16	260	287	326	335	359	390	411	422	430	6	DUAL	390	255	358	915	11.61" (295)	7.09" (180)	16.85" (428)	121.2(55)

CHARGING INSTRUCTIONS:

Recomended Charge Current

Cyclic Application

Float Application

-With Temperature Compensation
-Without Temperature Compensation
Charge Voltage (6 Volts)
Charge Voltage Temp. Compensation

98 Amps Max.
38-45 Amps
7.2-7.5 volts
-0.008 V/F°
-0.015 V/C°


98 Amps Max.
38-45 Amps
6.6-6.8 volts
-0.008 V/F°
-0.015 V/C°

Do not charge at temperature corrected voltages above 7.5 volts (2.5 volts/cell).

Use of a voltage controlled charger is a requirement for warranty coverage.

For best cycle life, limit discharge to less than 50% of the battery's 20 hour capacity.

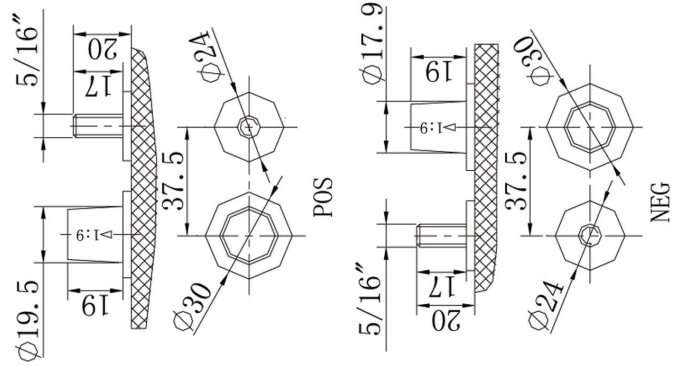
Deep cycle batteries need to be equalized periodically. Equalizing is an extended, low current charge performed after the normal charge cycle. This extra charge helps keep all cells in balance. Actively used batteries should be equalized once per month. Manually timed chargers should have the charge time extended approximately 3 hours. Automatically controlled chargers should be unplugged and reconnected after completing a charge.



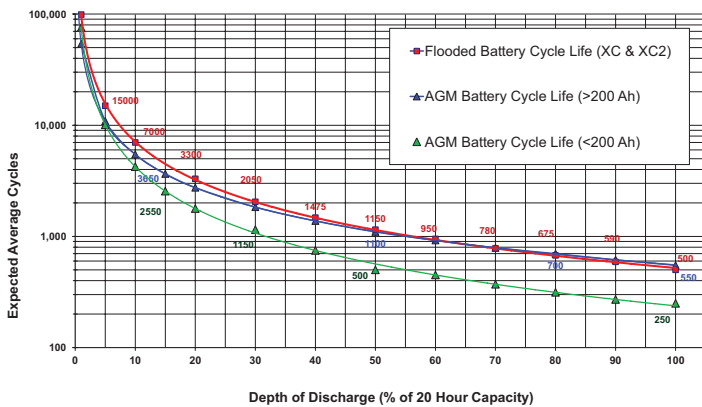
US AGM L16

DATA SHEET

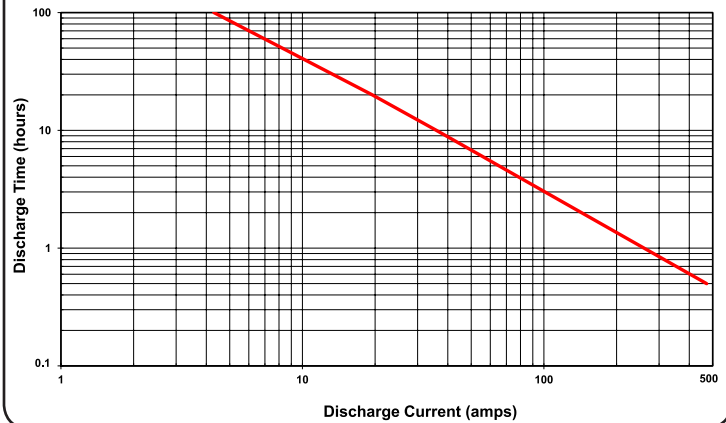
Sealed Low Maintenance 6 -Volt



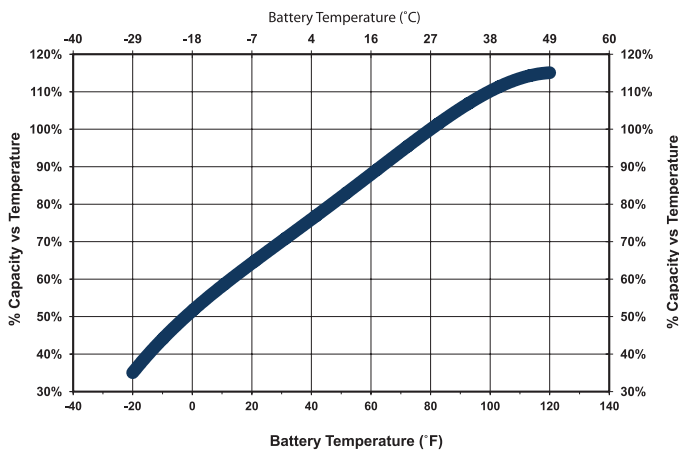
EXPECTED LIFE CYCLES VS. DOD (XC, XC2 & AGM)



US AGM L16 DISCHARGE TIME VS CURRENT @80° F



BATTERY % CAPACITY VS TEMP



U.S. Battery Operating Temperature Guidelines

For charging, we recommend staying within 0°F to 120°F (-18 to 49°C) to avoid charging frozen batteries at low temperature or going into thermal runaway at high temperature.

For discharging, we recommend -20°F to 120°F (-29 to 49°C). Batteries discharged at temperatures below 32°F (0°C) should be recharged immediately to avoid freezing.

Batteries discharged at temperatures above 120°F (49°C) should be allowed to cool before recharging.

Extreme temperatures can substantially affect battery performance and charging. Cold reduces battery capacity and retards charging. Heat increases water usage and can result in overcharging. Very high temperatures can cause "thermal run-away" which may lead to an explosion or fire. If extreme temperature is an unavoidable part of an application, consult a battery/charger specialist about ways to deal with the problem.

Data references within this publication are nominal and should not be considered or construed as maximum or minimum values for specifications or for final design. Data for this product type and model may vary from what is shown in this publication, and U.S. Battery Mfg., Co. makes No warranties, expressed or implied based on the data within this publication.

©2013 U.S. Battery Mfg., Co. All rights reserved. U.S. Battery is not liable for damages that may occur from any information provided in or omitted from this publication, under any circumstances. U.S. Battery Mfg., Co. reserves the right to make changes or adjustments to this publication at any time without notices or obligations.



1675 Sampson Avenue
Corona, CA 92879
(800) 695-0945

1895 Tobacco Road
Augusta, GA 30906
(800) 522-0945

717 North Belair Rd.
Evans, GA 30809
(888) 811-0945