


SIDE OF POLE MOUNT UNI-SP/01A

Industry Standard for Over 20 Years




- Fits pole diameters of 2-inch to 4.5-inch
- Mount on larger poles, Rohn 25-series towers, or flat surfaces with additional fasteners
- Maximum module surface area is 7 square feet
- Maximum module width is 27.5-inches
- Fits modules with center-to-center mounting hole spacing of 18.9-inches to 28.7-inches
- Tilt angle can be adjusted from 0° to 90°
- Manufactured using corrosion-resistant 5000-series aluminum with stainless-steel hardware
- Designed to withstand 90 MPH wind.
- In stock for immediate shipment

Optional User Supplied Components for Alternative Mounting Methods


Flat wood surface or large wood pole use two 3-inch long, or longer ½-inch lag bolts with flat washers



Rohn 25G-series tower use 4 hose clamps with a diameter of 1-9/16 to 2-1/2 inches to clamp supports to the vertical tubing of the tower



Poles larger than 4.5 inch in diameter use Breeze Power-Seal series 63000 hose clamps with the appropriate diameter for the pole .



Extremely high wind locations use two ½ inch -13 U-bolts for 2, 3 or 4-inch pipe

