

Q.PEAK BLK-G3 265-275

MONOCRYSTALLINE SOLAR MODULE

With its top performances and completely black design, the new **Q.PEAK BLK-G3** is the aesthetic model athlete. The third module generation from Q CELLS has been optimised across the board: improved output yield, higher operating reliability and durability, quicker installation and more intelligent design – Made in Europe.

INNOVATIVE ALL-WEATHER TECHNOLOGY

- Maximum yields with excellent low-light and temperature behaviour.
- Increased cell efficiency due to full-square monocrystalline cells.

ENDURING HIGH PERFORMANCE

- Long-term Yield Security due to Anti PID Technology¹, Hot-Spot Protect, and Traceable Quality Tra.Q™.
- Long-term stability due to VDE Quality Tested – the strictest test program.

SAFE ELECTRONICS

- Protection against short circuits and thermally induced power losses due to breathable junction box and welded cables.
- Increased flexibility due to MC4-inter-mateable connectors.

PROFIT-INCREASING GLASS TECHNOLOGY

- Reduction of light reflection by 50%, plus long-term corrosion resistance due to high-quality »Sol-Gel roller coating« processing.

LIGHTWEIGHT QUALITY FRAME


- Stability at wind loads of up to 5400 Pa with a module weight of just 19kg due to slim frame design with high-tech alloy.

MAXIMUM COST REDUCTIONS

- Up to 31% lower logistics costs due to higher module capacity per box.

EXTENDED WARRANTIES

- Investment security due to 12-year product warranty and 25-year linear performance warranty².



THE IDEAL SOLUTION FOR:



Rooftop arrays on residential buildings

¹ APT test conditions: Cells at -1000V against grounded, with conductive metal foil covered module surface, 25 °C, 168h

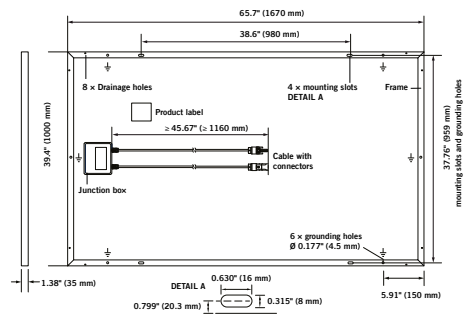
² See data sheet on rear for further information.

Engineered in **Germany**

Q CELLS

MECHANICAL SPECIFICATION

Format	65.7 in × 39.4 in × 1.38 in (including frame) (1670 mm × 1000 mm × 35 mm)
Weight	41.89 lb (19.0 kg)
Front Cover	0.13 in (3.2 mm) thermally pre-stressed glass with anti-reflection technology
Back Cover	Composite film
Frame	Black anodized aluminum
Cell	6 × 10 monocrystalline solar cells
Junction box	4.33 in × 4.53 in × 0.9 in (110 mm × 115 mm × 23 mm), Protection class IP67, with bypass diodes
Cable	4 mm ² Solar cable; (+) ≥ 45.67 in (1160 mm), (-) ≥ 45.67 in (1160 mm)
Connector	TYCO PV4, IP68



ELECTRICAL CHARACTERISTICS

PERFORMANCE AT STANDARD TEST CONDITIONS (STC: 1000 W/m², 25°C, AM 1.5 G SPECTRUM)¹

NOMINAL POWER (+5W/-0W)	[W]	265	270	275
Average Power	P_{MPP} [W]	267.5	272.5	277.5
Short Circuit Current	I_{sc} [A]	9.08	9.14	9.21
Open Circuit Voltage	U_{oc} [V]	38.22	38.51	38.80
Current at P_{MPP}	I_{MPP} [A]	8.60	8.67	8.74
Voltage at P_{MPP}	U_{MPP} [V]	31.10	31.42	31.73
Efficiency (Nominal Power)	η [%]	≥15.9	≥16.2	≥16.5

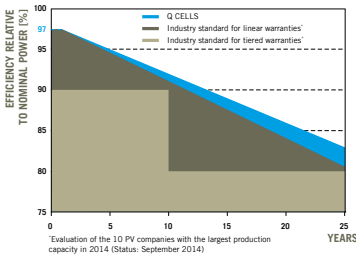
PERFORMANCE AT NORMAL OPERATING CELL TEMPERATURE (NOCT: 800 W/m², 45 ± 3°C, AM 1.5 G SPECTRUM)²

NOMINAL POWER (+5W/-0W)	[W]	265	270	275
Average Power	P_{MPP} [W]	197.1	200.8	204.5
Short Circuit Current	I_{sc} [A]	7.32	7.37	7.43
Open Circuit Voltage	U_{oc} [V]	35.58	35.86	36.13
Current at P_{MPP}	I_{MPP} [A]	6.76	6.82	6.88
Voltage at P_{MPP}	U_{MPP} [V]	29.16	29.45	29.74

¹ Measurement tolerances STC: ±3% (P_{MPP}); ±10% (I_{sc} , V_{oc} , I_{MPP} , V_{MPP})

² Measurement tolerances NOCT: ±5% (P_{MPP}); ±10% (I_{sc} , V_{oc} , I_{MPP} , V_{MPP})

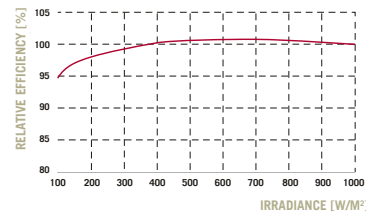
Q CELLS PERFORMANCE WARRANTY



At least 97% of nominal power during first year. Thereafter max. 0.6% degradation per year.
At least 92% of nominal power after 10 years.
At least 83% of nominal power after 25 years.

All data within measurement tolerances. Full warranties in accordance with the warranty terms of the Q CELLS sales organisation of your respective country.

PERFORMANCE AT LOW IRRADIANCE



The typical change in module efficiency at an irradiance of 200 W/m² in relation to 1000 W/m² (both at 25°C and AM 1.5 G spectrum) is -2% (relative).

TEMPERATURE COEFFICIENTS (AT 1000 W/M², 25°C, AM 1.5 G SPECTRUM)

Temperature Coefficient of I_{sc}	α [%/K]	+0.04	Temperature Coefficient of V_{oc}	β [%/K]	-0.30
Temperature Coefficient of P_{MPP}	γ [%/K]	-0.42	NOCT	[°F]	113 ± 5.4 (45 ± 3°C)

PROPERTIES FOR SYSTEM DESIGN

Maximum System Voltage V_{sys}	[V]	1000 (IEC) / 600 (UL)	Safety Class	II
Maximum Series Fuse Rating	[A DC]	20	Fire Rating	C
Max Load (UL)²	[lbs/ft ²]	75 (3600 Pa)	Permitted module temperature on continuous duty	-40°F up to +185°F (-40°C up to +85°C)
Load Rating (UL)²	[lbs/ft ²]	75 (3600 Pa)	² see installation manual	

QUALIFICATIONS AND CERTIFICATES

UL 1703; VDE Quality Tested; CE-compliant; IEC 61215 (Ed.2); IEC 61730 (Ed.1) application class A



PACKAGING INFORMATION

Number of Modules per Pallet	29
Number of Pallets per 53' Container	32
Number of Pallets per 40' Container	26
Pallet Dimensions (L × W × H)	68.5 in × 44.5 in × 46.0 in (1740 × 1130 × 1170 mm)
Pallet Weight	1323 lb (600 kg)

NOTE: Installation instructions must be followed. See the installation and operating manual or contact our technical service department for further information on approved installation and use of this product.

Hanwha Q CELLS USA Corp.

8001 Irvine Center Drive, suite 1250, Irvine CA 92618, USA | TEL +1 949 748 59 96 | EMAIL q-cells-usa@q-cells.com | WEB www.q-cells.us

Engineered in Germany

