

PITCHED ROOF

Project Details

NAME	STI-900-0143	DATE	2017-09-19
LOCATION	Los Angeles, CA, 90001	TOTAL MODULES	30
MODULE	Canadian Solar:MaxPower2 CS6U-330 (40mm)	TOTAL WATTS	9,900
DIMENSIONS	77.2" x 39.1" x 1.6" (1mm x 992mm x 40mm)	ATTACHMENT PTS	54

Load Assumptions

WIND EXPOSURE	B
WIND SPEED	100 mph
GROUND SNOW LOAD	0 psf
ATTACHMENT SPACING	4.0 ft

Building Details

ROOF SLOPE	0 deg
BUILDING HEIGHT	30 ft
RISK CATEGORY	I

Engineering

XR100 SPAN DETAILS (Portrait)

Roof Zone	Max Span	Max Cantilever
1	9' 9"	3' 11"
2	8' 7"	3' 5"
3	6' 10"	2' 9"

MAXIMUM REACTION FORCES (Portrait)

Roof Zone	Down	Uplift	Lateral
1	164.00	-101.00	0.00
2	164.00	-191.00	0.00
3	164.00	-310.00	0.00

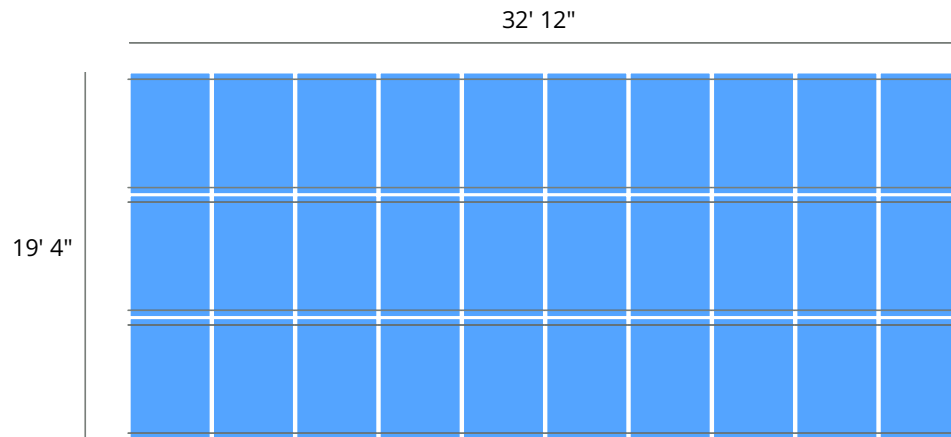
System Weight

TOTAL WEIGHT	1648 lbs
WEIGHT/ATTACHMENT	30.5 lbs
DISTRIBUTED WEIGHT	2.6 psf
RACKING WEIGHT	167.0 lbs

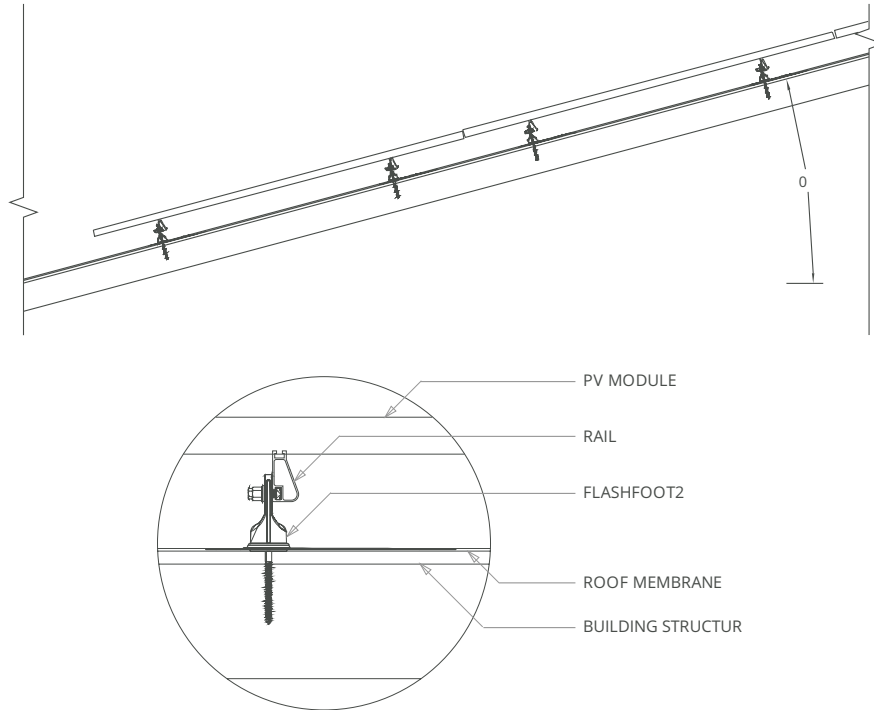
PITCHED ROOF

Array Details

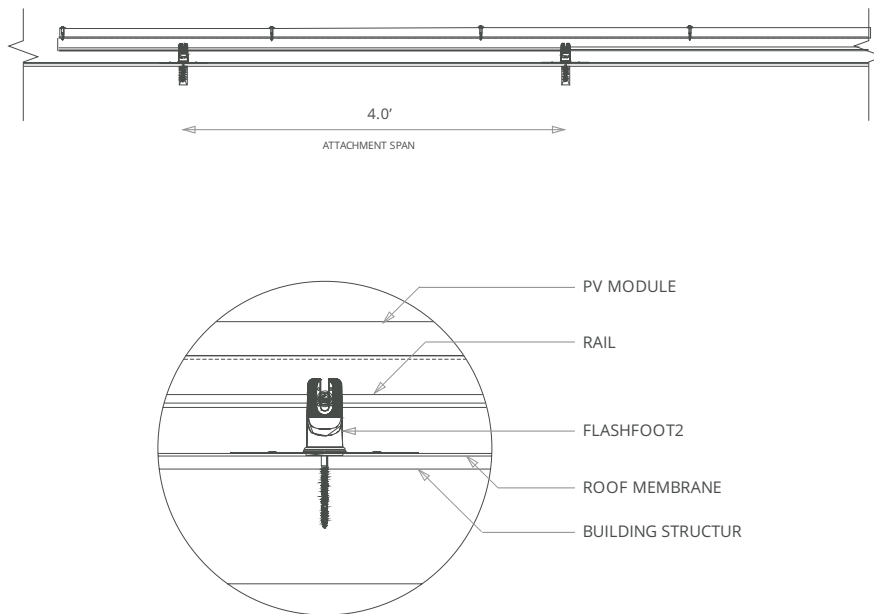
Array	Cols	Rows	Orientation	Row Length	Provided Rails	Attachments	Clamps	Splices
A	10	3	PORTRAIT	33'	198'[18 x 11']	54	66	12



Side View (Portrait)



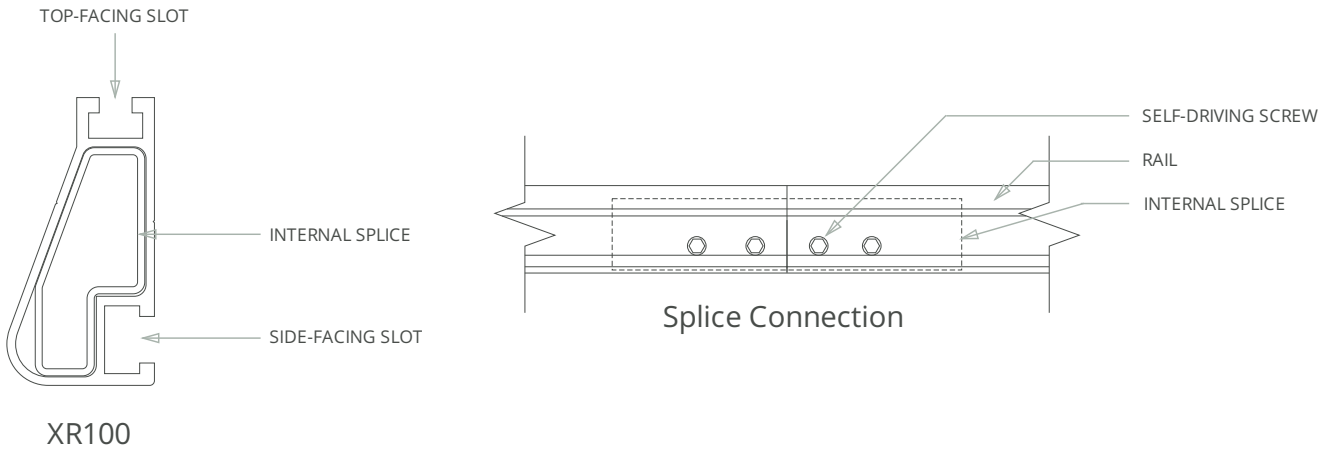
Front View (Portrait)



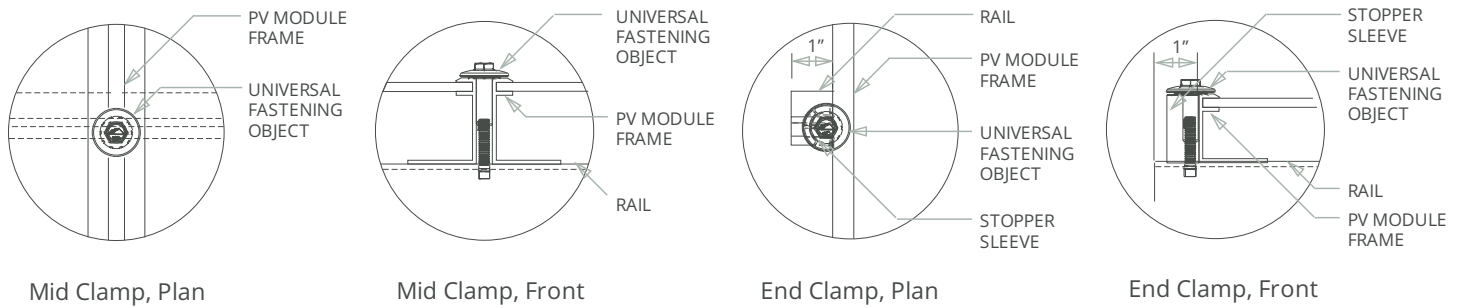
Note: The images displayed in this report are meant to represent one portion of the array. The use of a break line indicates that the array may continue on beyond that point.

PITCHED ROOF

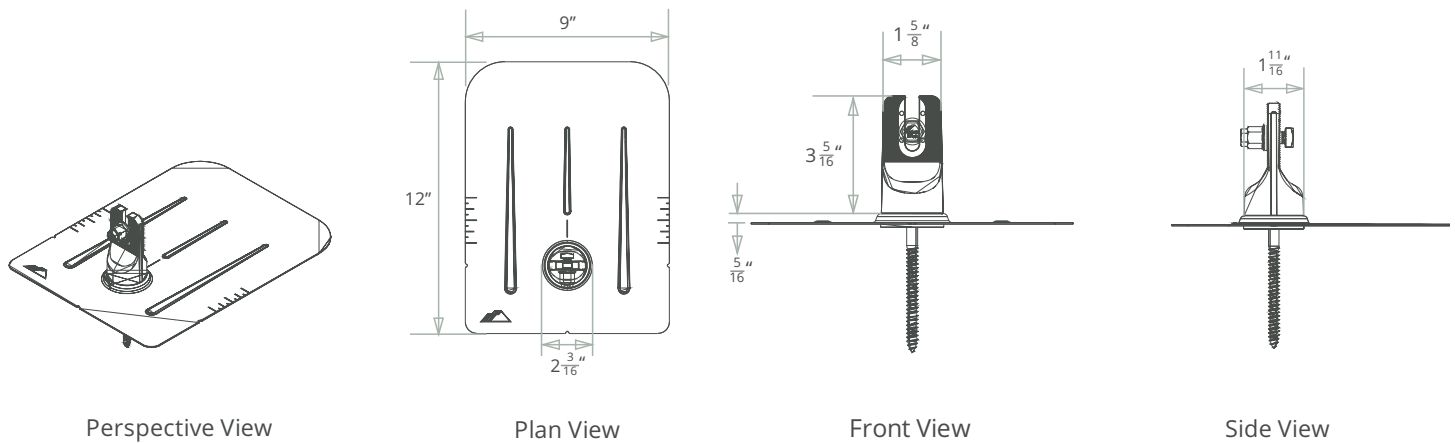
Splice Detail



Clamp Detail

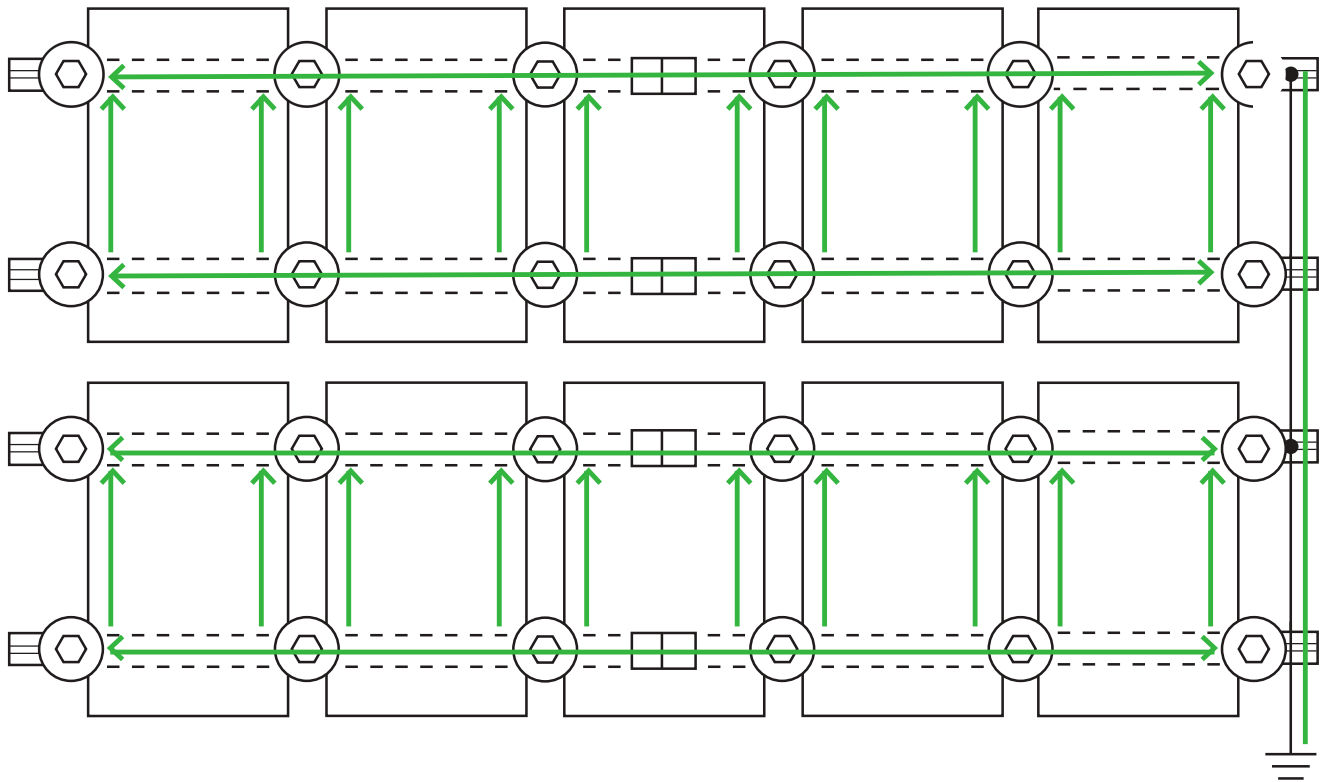


FlashFoot2 Detail



PITCHED ROOF

Grounding Diagram



 UFO Clamp

 Fault Current Ground Path

 Grounding Lug *

 Min 10 AWG Copper Wire *

 Bonded Splice (Rail Connection)

* Grounding Lugs and Wire are not required in systems using Enphase microinverters.

PITCHED ROOF

Bill of Materials

GROUP	PART	DESCRIPTION	TOTAL QTY
RAILS & SPLICES	XR-100-132A	XR100, Rail 132" (11 Feet) Clear	18
	XR-100-SPLC-BD	Kit, XR100 Bonded Splice	12
CLAMPS & GROUNDING	UFO-CL-001	Kit, 4pcs, Universal Module Clamp	17
	GD-LUG-003	Kit, 2pcs, Grounding Lug, Low Profile	2
	UFO-STP-40MM	Kit, 4pcs, Stopper Sleeve, 40MM, Clear	3
ATTACHMENTS	FM-FF2-001	Kit, 4pcs, FlashFoot 2 (Mill)	14
	FM-SQ-BHW	Kit, 4pcs, Square-Bolt Bonding Attachment Hardware	14
ACCESSORIES	29-4000-077	Wire Clips, Molded PVC Black, Polybag 20	3
	XR-100-CAP	Kit, End Cap XR100 (10 sets per bag)	1
	MI-BHW	Kit, 1/4 x 3/4 Microinverter Bonding Hardware, T-Bolt	30