

ET MODULE

Polycrystalline

ET-P660260WW/WB	260W
ET-P660255WW/WB	255W
ET-P660250WW/WB	250W
ET-P660245WW/WB	245W
ET-P660240WW/WB	240W

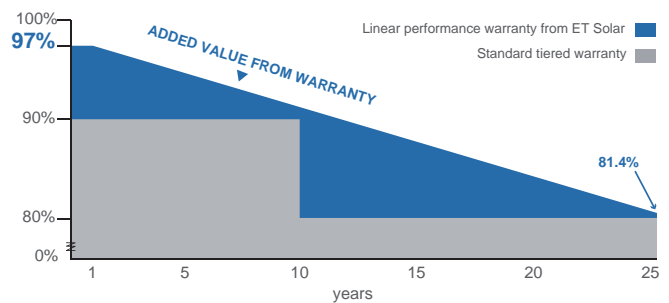


Features

- Low iron tempered safety glass, self-cleaning & anti-reflective layer with higher light absorption and minimal surface dust
- Anodized aluminum frame improving corrosion resistance
- Industry leading performance at low irradiation environment by Photon test
- 0 to +5W positive tolerance for mainstream products
- Withstand high wind loads and snow loads
- EL screening to eliminate product defects
- Cell encapsulation EVA Gel Content and Peel Strength Test
- Potential-Induced Degradation (PID) free for customizable solar module

Benefits

- 25-year transferrable power output warranty warrants no more than 0.65% $\times P_{max}$ lower than the previous year
- 10-year warranty on materials and workmanship
- Product liability insurance
- Local technical support
- Local warehousing
- 48 hour-response service



IEC 61215 Ed.2
IEC 61730
IEC 61701
UL 1703



CONFORMS TO UL STD. 1703
CERTIFIED TO UL/CIORD STD.C 1703-01



ELECTRICAL SPECIFICATIONS

Model Type	ET-P660260WW ET-P660260WB	ET-P660255WW ET-P660255WB	ET-P660250WW ET-P660250WB	ET-P660245WW ET-P660245WB	ET-P660240WW ET-P660240WB
Peak Power (Pmax)	260W	255W	250W	245W	240W
Module Efficiency	15.98%	15.68%	15.37%	15.06%	14.75%
Maximum Power Voltage (Vmp)	31.48V	30.91V	30.34V	30.14V	29.96V
Maximum Power Current (Imp)	8.26A	8.25A	8.24A	8.13A	8.02A
Open Circuit Voltage (Voc)	38.09V	37.54V	37.47V	37.27V	37.17V
Short Circuit Current (Isc)	8.84A	8.82A	8.76A	8.73A	8.58A
Power Tolerance	±3%	-1% to +3%	0 to +5W	0 to +5W	0 to +5W
Maximum System Voltage	DC 600V/1000V				
Nominal Operating Cell Temperature	45.3±2°C				
Series Fuse Rating (A)	15A				

MECHANICAL SPECIFICATIONS

Cell type	156mm x 156mm
Number of cells	60 cells in series
Weight	18.8 kg (41.45 lbs)
Dimensions	1640×992×40 mm (64.57×39.06×1.57 inch)
Max Load	5400Pascals (112 lb/ft ²)
Junction Box	IP67 rated
Connector	MC4 Compatible
Wire Type	PV Wire

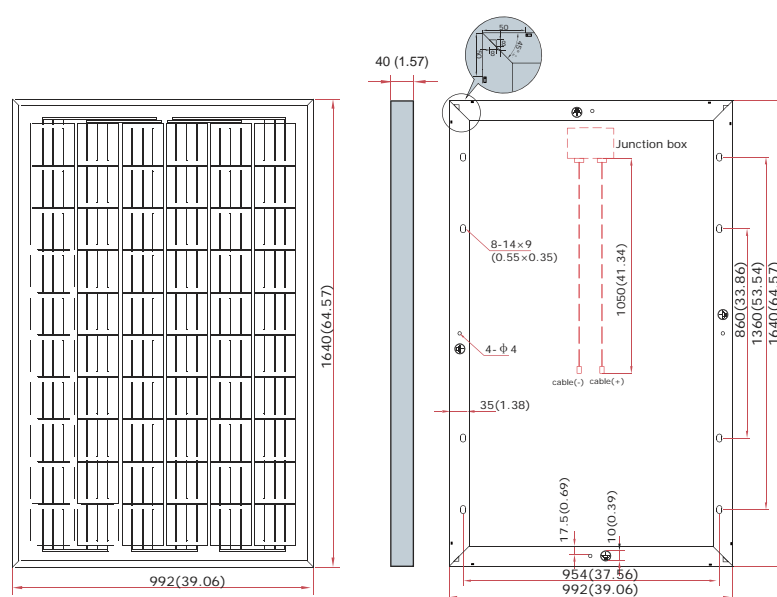
TEMPERATURE COEFFICIENT

Temp. Coeff. of Isc (TK Isc)	0.04 %/°C
Temp. Coeff. of Voc (TK Voc)	-0.34 %/°C
Temp. Coeff. of Pmax (TK Pmax)	-0.44 %/°C

PACKING MANNER

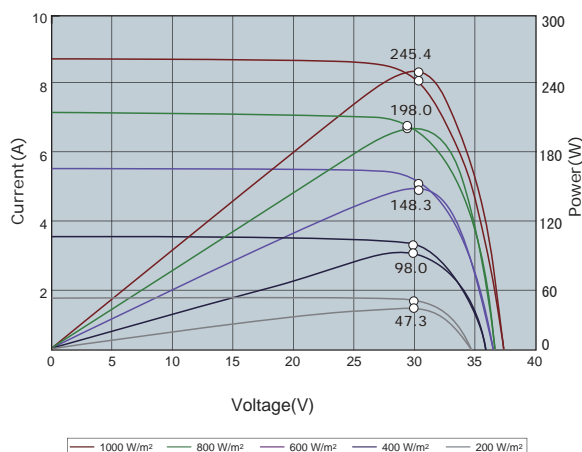
Container	20' GP	40' GP	40' HQ
Pieces per Pallet	26	26	26
Pieces per Container	312	728	784

PHYSICAL CHARACTERISTICS Unit:mm (inch)

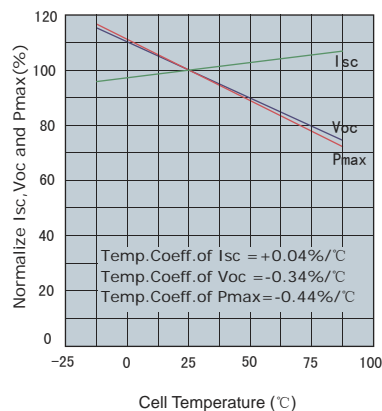


ELECTRICAL CHARACTERISTICS

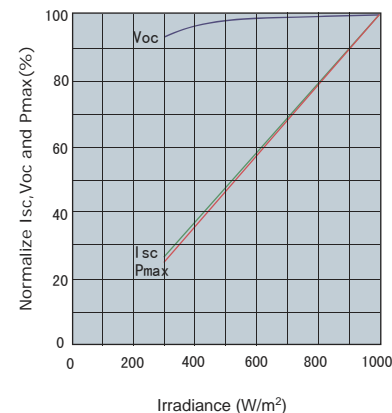
Current-Voltage & Power-Voltage Curve
(AM1.5, Cell Temperature 25°C)



Temperature dependence of Isc, Voc and Pmax



Irradiance dependence of Isc, Voc and Pmax (cell temperature: 25°C)



Note: the specifications are obtained under the Standard Test Conditions (STCs): 1000 W/m² solar irradiance, 1.5 Air Mass, and cell temperature of 25°C. The NOCT is obtained under the Test Conditions : 800 W/m², 20°C ambient temperature, 1 m/s wind speed, AM 1.5 spectrum.

Please contact support@etsolar.com for technical support. The parameters are for reference only, and are subject to change without notice or obligation.